



# Complete Cleaning / Dust Free Solutions





## Vacuum Cleaner / Cleaners / Dust Extractors

DRC200	18V LXT - Li-ion Cordless - Robotic Cleaner	04 - 05
DVC260	18V+18V LXT - Li-ion Cordless - Backpack Vacuum Cleaner	06 - 07
<b>DCL181F</b>	<b>18V LXT - Li-ion Cordless Cleaner</b>	<b>08 - 09</b>
DCL180	18V LXT - Li-ion Cordless Cleaner	08 - 09
CL106FD	12VMAX CXT - Li-ion Cordless Cleaner	08 - 09
CL183D	18V G-series - Li-ion Cordless Cleaner	08 - 09
<b>DCL501</b>	<b>18V LXT - Li-ion Cordless Cyclone Cleaner</b>	<b>10 - 11</b>
DLX2248PT1	LXT - Li-ion Cordless Cleaner Combo Kit	12
AWS	Auto Start Wireless System	13
<b>DVC864L</b>	<b>18V+18V LXT - Li-ion Cordless Vacuum Cleaner</b>	<b>15 - 14</b>
DVC860L	18V+18V LXT - Li-ion Cordless + Corded Vacuum Cleaner	16
<b>VC3211HX1</b>	<b>Vacuum Cleaner</b>	<b>17</b>
VC3211LX1	Vacuum Cleaner	18
DVC260X	18V+18V LXT - Li-ion Cordless - Backpack Dust Extractor	20
<b>DVC350</b>	<b>18V LXT - Li-ion Cordless - Portable Dust Extractor / Blower</b>	<b>21</b>



## High Pressure Cleaner

<b>HW1200</b>	<b>High Pressure Washer</b>	<b>22</b>
<b>HW1300</b>	<b>High Pressure Washer</b>	<b>22</b>
HW112	High Pressure Washer	23
HW131	High Pressure Washer	23
HW132	High Pressure Washer	23
HW151	High Pressure Washer	23



## Dust Collection with Power Tools (Accessories) 24 - 31



## Attachments for Cleaning (Accessories) 32 - 36



## Battery & Charger Power Source Kits 37 - 38



# EXPAND YOUR LITHIUM-ION LINE UP



## One Battery Fits 200+ TOOLS



### **LITHIUM-ION Battery** **LONGER RUN TIME**

Constant power and run time protect the machines against overload, over-discharge, and overheating



### **LITHIUM-ION Charger** **OPTIMIZE CHARGING SYSTEM**

The Makita Rapid Optimum Charger communicates with the battery's built-in chip throughout the charging process to optimize battery life by actively controlling current, voltage and temperature. Built-in fan circulates air through the battery during the charging process to cool the battery for faster charge time



# DRC200 Cordless Li-ion Robotic Cleaner

For commercial / industrial use



## Makita's Intelligent Robotic Cleaner

Excellent cleaning features useful in commercial applications



Specifications:- Electric Brake Soft Start Dust Collection

Continuous Use (min.)	200 min (with BL1850B x2) / 120 min (with BL1830B x2)
Max cleaning area	500 m² (with BL1850B x2) / 300 m² (with BL1830B x2)
Max running speed	0.3 m/sec
Dust Box Capacity	2.5 L
Dimensions (L x W x H)	460x460x180 mm
Net weight	7.8 kg

**Standard Equipment:** Wireless remote controller (including two AAA alkaline batteries), Side Brush, Boundary Tape

AVAILABLE VARIANTS

"Z" VARIANT

**DRC200 Z**  
TOOL ONLY (DOES NOT INCLUDE BATTERY / CHARGER OR CARRY CASE)



# Large side brushes + Large power brush



Side brushes enable to clean alongside walls, around obstacles or tight corners in either of pattern/ random

**SIDE BRUSH PART NO: SH00000065**

Power brush

Brush cover



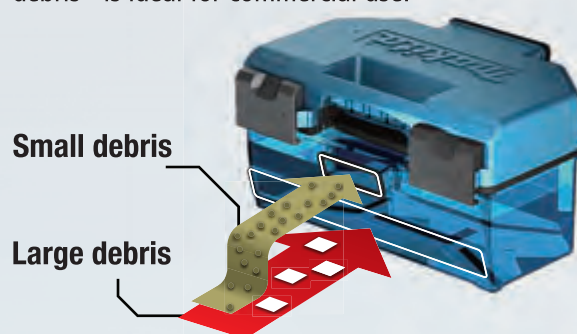
ø50mm x 260mm Large power rotating brush

**POWER BRUSH PART NO: SH00000063**

**BRUSH COVER PART NO: SH00000064**

## Dust box with 2.5L capacity

Dual compartment structure - one for small debris, the other for large debris - is ideal for commercial use.



Vacuum fan sucks up small debris into upper compartment.

Power brush picks up large debris into lower compartment.



Outstanding in its class, large dust box capacity

Equipped with a highly efficient filter that features the same quality as the filter of Makita vacuum cleaners has



**FILTER PART NO: SH00000213**

## Automatic cleaning

### Mode button

for selecting Random/ Pattern mode

### Boundary sensor

for turning on/ off boundary sensor

### Battery indicators

for the right-hand and battery cartridges

### Start/ Stop button



### On-timer button

Enables automatic on at 1, 3 or 5 hours

### Vacuum button

for turning on/ off vacuum fan

### Buzzer button

Three levels of buzzer volume including mute can be selected

### Pilot lamp

The buzzer beeps & the pilot lamp flashes during cleaning



### Wireless remote controller

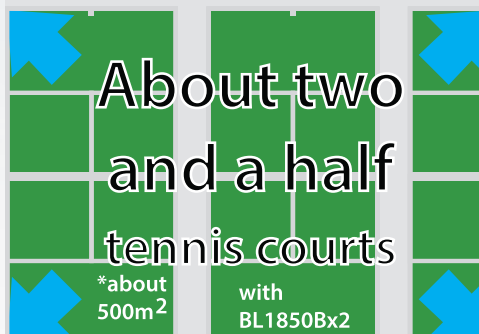
- For finding the location of the cleaner after cleaning is finished
- For start/ stop control, etc
- Communication range: 20m



**REMOTE CONTROLLER PART NO: SH00000219**

## Fit two 18v batteries for extended run-time

When the first battery is depleted, the machine automatically switches to the second battery



### Long run time

**About 200min**

Tile carpet: About 170min with BL1850Bx2

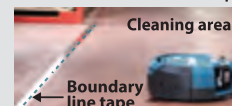
### Long run time

**About 120min**

Tile carpet: About 100min with BL1830Bx2

### Cleaning area setting function

Enables user to define a cleaning area by putting boundary tape on the floor as boundary line that the cleaner cannot pass.



**BOUNDARY TAPE PART NO: SH00000231**

# DVC260 Cordless Li-ion Backpack Vacuum Cleaner

Ideal for use in public places or among residential areas



## For longer time with less fatigue

The weight of tool body is removed from user's wrist and hand, enabling Easy corner-to-corner cleaning



## Telescopic extension pipe

Pipe length is adjustable to user's height simply by turning a lock ring. Pipe length is variably adjustable from 500 to 850mm.



## Comfortable harness



Featuring shoulder and waist belts adjustable to suit user's size for less fatigue even after long continuous operation

## Controller



OFF switch

### Variable Speed

High/ Low power selection


ON-OFF switch for LED job light



### LED job light

convenient for operation in dark job sites

## HEPA Filter



is used as the main filter to capture very fine particles effectively

## Exhaust air is as clean as that of air cleaner

Efficient HEPA filtration system captures 99.97% of particulates at .3 microns and larger

## 2L large dust bag capacity

The capacity is larger than our handy cleaners, reducing replacement frequency to enable continuous cleaning work



Electronic 2-Speed



Revolving Hose



Static Free Hose



Built-in job Light

### Specifications:-

Capacity	Filter bag: 2L / Paper dust bag: 2L / Cloth dust bag (Reusable): 1.5L High: 60 / Low: 90 (with BL1850Bx2)
Continuous Use (min.)	1.5 m³/min
Max Air Flow	7.1 kPa
Max Sealed Suction	Operation without Load: 2.5 m/s² or less
Vibration Level	70 dB(A) or less
Sound Pressure Level	230x152x373 mm
Dimensions (L x W x H)	4.3 kg
Net weight	

**Standard Equipment:** 28mm dia hose, Hose band, Nozzle assembly, Extension pipe, Bending pipe, Filter bag

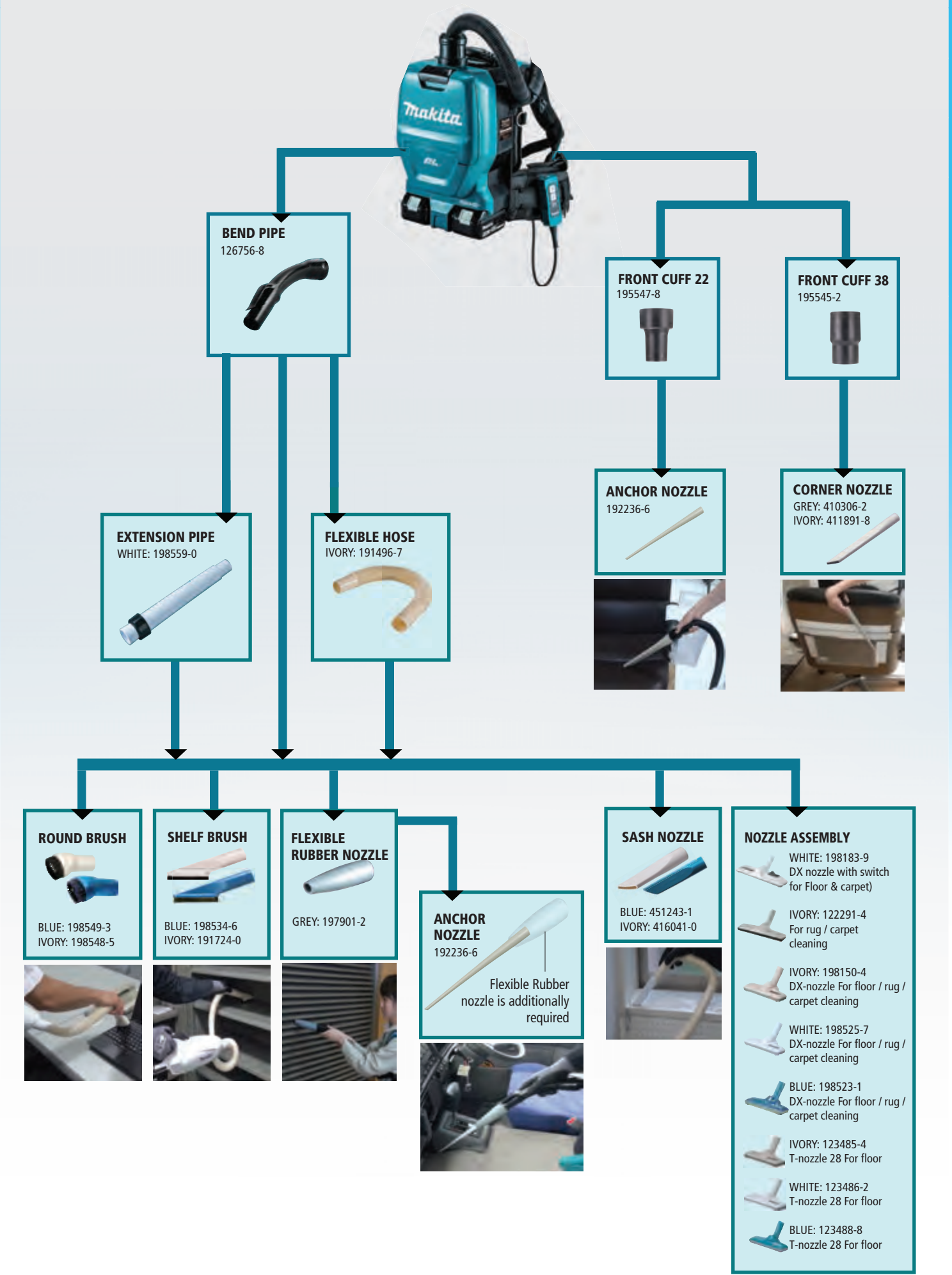
### AVAILABLE VARIANTS

#### "Z" VARIANT

#### DVC260 Z

TOOL ONLY (DOES NOT INCLUDE BATTERY / CHARGER OR CARRY CASE)

DVC260 - ACCESSORIES COMPATIBLE CHART





# DCL181F / DCL180 / CL106FD / CL183D : Stick Type Cleaners

Quiet cleaning operation in Commercial & Residential areas Compact and Lightweight



### Push button (FOR MODEL DCL181 ONLY)

- Controls On/off the tool
- With air volume selection (High/Low)

### Angled suction port

- Prevents extension pipe from wobbling in use
- Allows for easy floor cleaning without nozzles
- Fix directly with cleaning attachmets (pipe, nozzles, brushes, etc)



**Rubberized soft grip**  
(FOR MODELS DCL180 / DCL181 ONLY)  
reduce hand fatigue even in long continuous use



### LED job light

(FOR MODELS DCL181 / CL106FD ONLY)  
With battery exhaust notification function (Flashes when the battery capacity becomes low). Convenient for cleaning in the dark areas



### Straight pipe with Sash nozzle (Standard accessories)





### Capsule Type Dust bag

Cloth filtration system enables to dispose of dust easily by removing capsule. (Disposable paper bag is not necessary)

### Nozzle assembly with enhanced maneuverability (Standard accessories)

- Dust accumulation on and around the roller is greatly reduced by the following improvements:
- longer distance between the wiper & each roller
  - larger opening around each roller
  - fixed roller shaft
  - reduced floor contact area of the roller

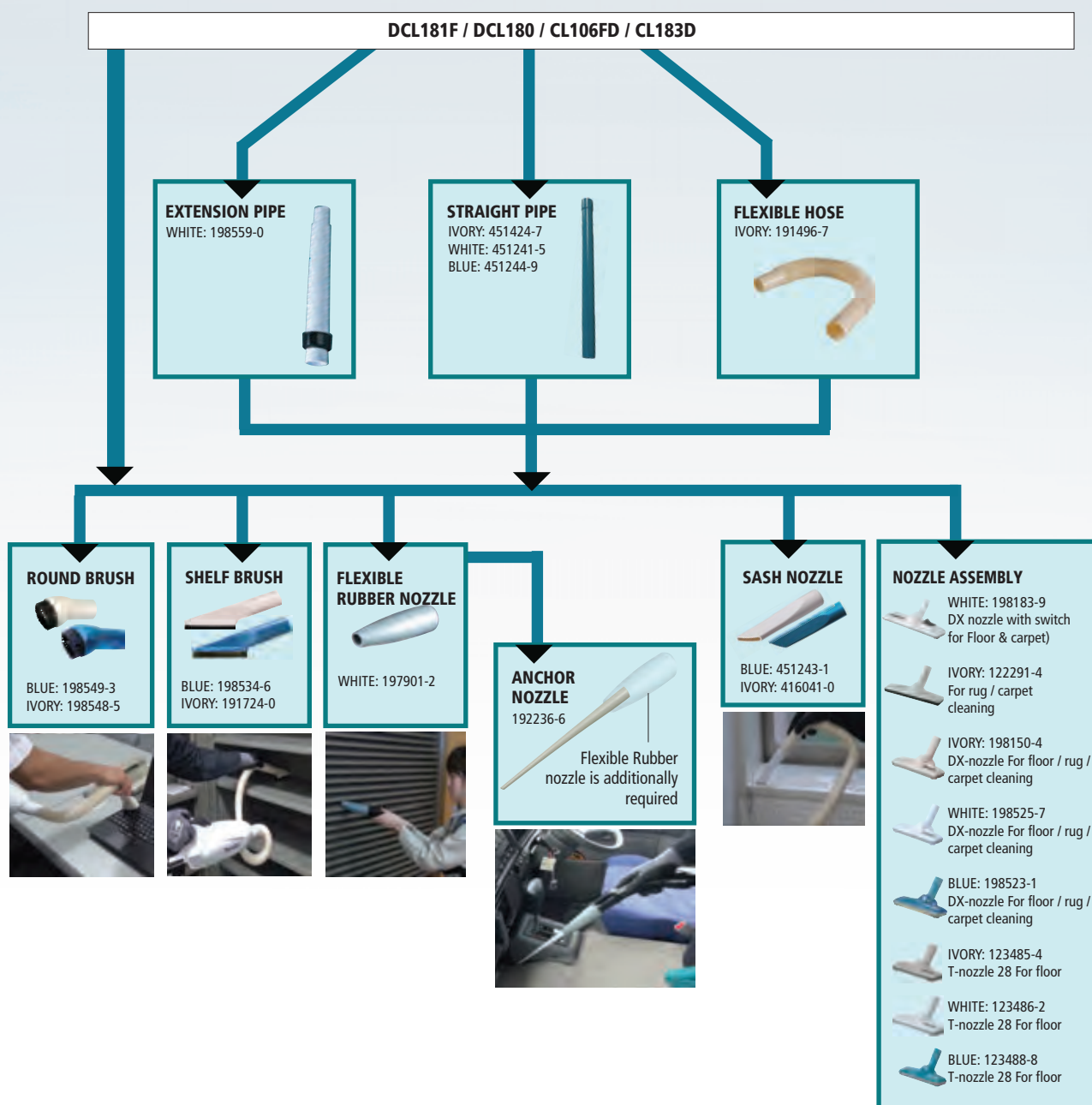




Specifications:-	DCL181 <i>LXT</i>			DCL180 <i>LXT</i>				CL106FD <i>CXT</i>		CL183D <i>Li-Ion G-SERIES</i>	
<b>Battery Technology</b>	18V LXT			18V LXT				12V MAX CXT		18V Li-Ion G SERIES	
<b>Capacity</b>	650 mL			650 mL				600 mL		600 mL	
<b>Continuous Use (min.)</b>	H: 20 / L: 40 (with BL1830B)			20 (with BL1830B)				42 (with BL1041B)		24 (with BL1815G)	
<b>Max Air Flow</b>	1.4 m³/min			1.4 m³/min				1.3 m³/min		1.3 m³/min	
<b>Max Sealed Suction</b>	5.3 kPa			4.2 kPa				3.1 kPa		2.6 kPa	
<b>Dimensions (L x W x H)</b>	999x114x152 mm			999x114x152 mm				958x100x150 mm		966x102x148 mm	
<b>Net weight</b>	1.4 kg			1.4 kg				1.0 kg		1.1 kg	
<b>Available Variants</b>	DCL181F Z	DCL181F ZW	DCL181F ZWX	DCL180 RF	DCL180 RFW	DCL180 Z	DCL180 ZW	CL106FDW MJ	CL106FD Z	CL183D W	CL183D Z
<b>Tool Colour</b>	Blue	White	Transparent	Blue	White	Blue	White	Blue	Blue	Ivory	Ivory
<b>Battery</b>	-	-	-	3.0Ah x 1pc	3.0Ah x 1pc	-	-	4.0Ah x 1pc	-	1.5Ah x 1pc	-
<b>Charger</b>	-	-	-	1pc	1pc	-	-	-	-	-	-

**Standard Equipment:** Floor T-Nozzle28, Sash Nozzle, Sash Nozzle Holder, Pipe, Filter, Prefilter

## STICK TYPE CLEANERS - ACCESSORIES COMPATIBLE CHART



# DCL501 Cordless Li-ion Cyclone Cleaner

For commercial / residential use



## Long lasting and powerful suction

Continuous run time increased due to Powerful Brushless Motor

**77 min.** (low mode)  
with 18v Li-ion 6.0Ah battery

## Advanced Filtration system with cyclone separation

Cleaner has the advanced Cyclonic filtration system with HEPA filter collects large and small dust particles efficiently



**High / Low Power selection**

### Telescopic pipe

Can be extended to allow for grip height adjustment to suit users height.

### Warning lights



1. Orange LED indicator for filter cleaning warning
2. Red LED indicator for battery capacity warning




### Easy dust disposal

- Dust cup can be removed for easy dust disposal simply by pulling up the cup release lever then by pushing the release button
- The dust cup and the filter are washable in water



### Filter cleaning lever

After every use, simply move the lever side to side to remove dust from the filter.



Change of color from Black to white (DCL500: black)



Specifications:-  **Electronic 2-Speed**  **Soft Start**  **Revolving Hose**

Capacity	250 mL
Continuous Use (min.)	High: 35 / Low: 77 (with BL1860B)
Max Air Flow	1.2 m³/min
Max Sealed Suction	10 kPa
Dimensions (L x W x H)	352x189x252 mm
Net weight	3.1 kg

**Standard Equipment:** Shoulder Belt, Crevice Nozzle, Cleaning Brush, Floor Nozzle, Telescopic Pipe, Hose, Hose Hook

AVAILABLE VARIANTS


"Z" VARIANT

**DCL501 Z**  
**TOOL ONLY (DOES NOT INCLUDE BATTERY / CHARGER OR CARRY CASE)**

Accessories



**Shoulder belt**  
For comfortable operation  
Part no: 166124-3



**Crevice nozzle**  
For corner and narrow space  
Part no: SH00000042



**Telescopic pipe**  
Adjustable Length  
Part no: SH00000060



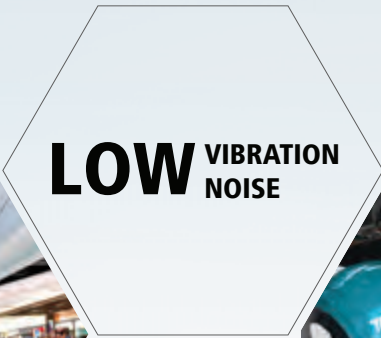
**Nozzle Assembly**  
For Flooring & carpet  
Part no: SH00000058



**Hose**  
Part no: SH00000034




Business / Shopping centers



**LOW** VIBRATION  
NOISE



Residential areas



Vehicles



**LIGHT WEIGHT &  
COMPACT**



Library, Office



Stairs

# DLX2248PT1 Li-ion Cordless Cleaner Combo Kit

This kit will be useful for facilities management companies, maintenance companies, hotels, hospitals, etc.

NEW



## DCL181FZWX 18V Li-ion Cordless Stick Type Cleaner (without battery / charger)



Capacity: 650 mL  
Continuous Use: H: 20 (with 3.0Ah)  
Continuous Use: L: 40 (with 3.0Ah)  
Max Air Flow: 1.4 m³/min  
Max Sealed Suction: 5.3 kPa  
Dimensions: 999x114x152 mm  
Net weight: 1.2 kg

## DVC260Z 18+18V Li-ion Cordless Backpack Vacuum Cleaner (without battery / charger)



Filter / Paper dust bag: 2.0 / 2.0 L  
Cloth dust bag: 1.5 L  
Continuous Use: H: 60mins (with 5.0Ah)  
Continuous Use: L: 90mins (with 5.0Ah)  
Max Air Flow: 1.5 m³/min  
Max Sealed Suction: 7.1 kPa  
Dimensions: 230x152x373 mm  
Net weight: 4.3 kg

## ACCESSORIES

Rubber Nozzle




Flexible Hose



Round Brush



Corner Nozzle



Seat Nozzle 28  
(eg: car seat, etc)



Filter  
for DCL181F - 10PCS



Paper Dust Bag  
for DVC260 - 10PCS



## Li-ion LXT Battery

**BL1850B 3PCS**  
18V 5.0Ah Li-ion Battery



## Li-ion LXT Fast Charger

**DC18RD**  
18V Li-ion Dual Port  
Fast Charger



## Tool Bag





Cordless Slide  
Compound Miter Saw  
DLS111



Cordless Plunge Cut Saw  
DSP601



Cordless Rotary Hammer  
DHR400



**AWS**  
Auto - start Wireless System

Switch on the tool



Vacuum cleaner  
is activated



Cordless Angle Grinder  
DGA901 / DGA701

Cordless Vacuum Cleaner  
DVC864L



Vacuum cleaner can be  
activated by Cordless tools  
with our newly developed  
wireless unit.



**AWS connects to power tool with Bluetooth**

The Bluetooth® word mark and logos are registered trademarks owned by the Bluetooth SIG, Inc. and any use of such marks by Makita is under license. Other trademarks and trade names are those of their respective owners.





# DVC864L Cordless Li-ion Vacuum Cleaner with AWS (Dry)

For commercial / residential use



Max air flow  
**2.1m<sup>3</sup>/ min**

Max sealed suction  
**9.8kPa**

(with two batteries BL1850B, suction power mode: 5, hose 38-25)



Variable suction power control by dial



Dual battery fuel gauge



On-tool pipe storage

Wireless unit with the Power Tools (Sold Separately)  
Part no: 198900-7



Wireless unit



DHR400 - 18+18V Li-ion Cordless 40mm Combination Hammer with AWS system



Removable storage box



Caster stopper



Large on-off switch

- Allows for easy on/off switching.
- Functions only when main power switch is on to prevent accidental switch-on during transportation etc.



1 Set the stand-by switch on the dust extractor to "AUTO"



2 Press the wireless activation button on the dust extractor for 3 seconds until the wireless activation lamp blinks in green



3 Then press the wireless activation button on the tool in the same way.

Specifications:-



Variable speed



Revolving Hose



Static Free Hose

Capacity	Dust : 8 L
Continuous Use (min.)	40 min (with BL1850B x2)
Max Air Flow	2.1 m³/min
Max Sealed Suction	9.8 kPa
Vibration Level	2.5 m/s² or less
Sound Pressure Level	70 dB(A) or less
Dimensions(L x W x H)	366x334x368 mm
Net weight	8.4 kg

**Standard Equipment:** 38mm dia 2.5-m hose complete, Straight pipe, Bending pipe, Nozzle assembly, Corner Nozzle, Plastic Dust Bag x10, Cloth Filter, Poly bag set

AVAILABLE VARIANT
"Z" VARIANT
DVC864LZ
TOOL ONLY (DOES NOT INCLUDE BATTERY / CHARGER OR CARRY CASE )

Power Tools with AWS function

**Cordless Rotary Hammer**  
DHR400 40 mm (1-9/16") Adapted for SDS-Max bits




**Cordless Plunge Cut Saw**  
DSP601 165 mm (6-1/2")



**Cordless Angle Grinder**  
180 mm (7") 230 mm (9")  
DGA701 DGA901



**Cordless Slide Compound Miter Saw**  
DLS111 260 mm (10-1/4")



# DVC860L Corded + Cordless Li-ion Vacuum Cleaner (Wet & Dry)

For commercial / residential use



Variable suction power control by dial



Dual battery fuel gauge



On-tool pipe storage



Removable storage box



Caster stopper



Large on-off switch

- Allows for easy on/off switching.
- Functions only when main power switch is on to prevent accidental switch-on during transportation etc.

## AC

Max air flow

**3.6m<sup>3</sup>/ min**

Max sealed suction

**24kPa**

(with Powerful 1,050W motor, hose 38-25)



## DC

Max air flow

**2.1m<sup>3</sup>/ min**

Max sealed suction

**9kPa**

(with two batteries BL1850B, suction power mode: 5, hose 38-25)



Double Insulation



Variable speed



Revolving Hose



Static Free Hose

### Specifications:-

Capacity	Dust / Water: 8 / 6 L
Continuous Use (min.)	65 min. (with BL1850B x 2)
Max Air Flow	AC / DC: 3.6 / 2.1 m <sup>3</sup> /min
Max Sealed Suction	AC / DC: 24 / 9 kPa
Vibration Level	2.5 m/s <sup>2</sup> or less
Sound Pressure Level	75 dB(A)
Dimensions(L x W x H)	366x334x368 mm
Net weight	8.6 kg

**Standard Equipment:** 38mm dia hose complete, Straight pipe, Bending pipe, Nozzle assembly, Poly bag set

### AVAILABLE VARIANT

**"Z" VARIANT** ical strength of filter, while HEPA tests are done with very

### DVC860LZ

TOOL ONLY (DOES NOT INCLUDE BATTERY / CHARGER OR CARRY CASE )



# VC3211HX1 32L “Dust Class H” Vacuum Cleaner (Wet & Dry)

Best suitable for working with power tools

### Power Control

The suction power is adjustable according to Applications or the connected power tool

### Socket adapted for the tools

### Locking system

Durable latch of plate steel with elastomer lock lever for easy locking/unlocking operation

### Blocking of wheels

Ensures the stability of the vacuum cleaner And safety of the operator in use

NEW



### Flat Base

Flat base for space saving and installation of an electric power tool

### Convenient storage

A dust extractor that is designed properly will offer convenient storage solutions for keeping the hoses and accessories well organized and readily available

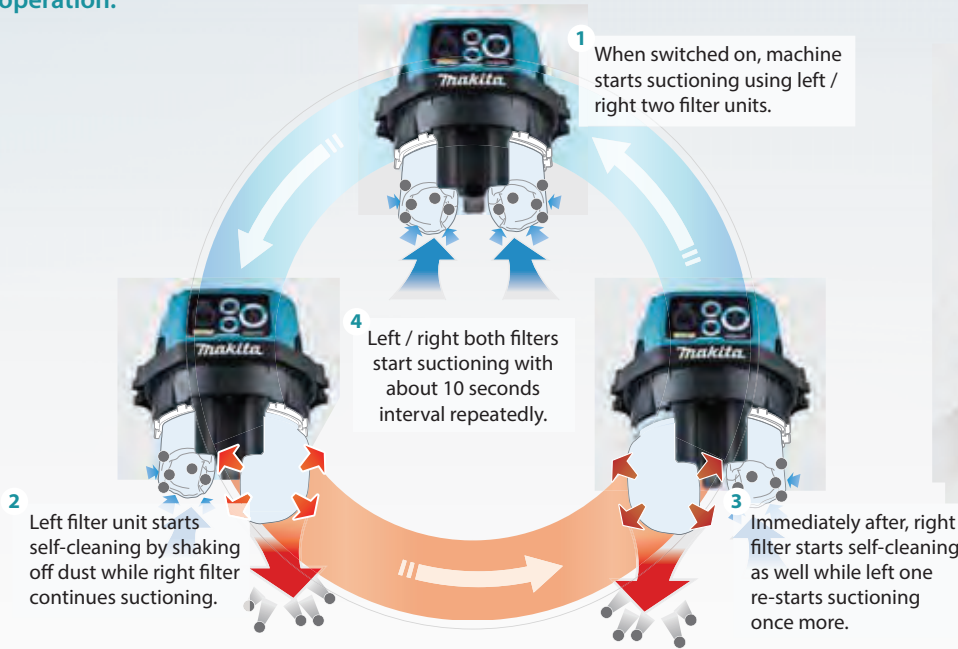


Durable Stainless steel tank and rage rear wheels for added mobility and stability



## Automatic Self-cleaning Filtration System achieved by two filter units

Constantly high suction power throughout operation because dust is removed from Prefilters every 10 seconds during operation.



### Specifications:-



Stainless Tank



Variable speed



Revolving Hose



Static Free Hose

Continuous rating input	1,050W
Max peak air flow	2.0 m³ / min
Max Sealed Suction (water column)	22.0 kPa
Tank capacity	Dust : 32 L / Water : 27 L
Dimensions (L x W x H)	552x398x685 mm
Net weight	16.9 kg
Power supply cord	5.0 m

Standard Equipment: Hose, Front Cuffs (38 ,24 ,22), Belt Hook, Hose Band, Cap, Poly bag set

# VC3210LX1 32L “Dust Class L” Vacuum Cleaner (Wet & Dry)

Best suitable for working with power tools

### Power Control

The suction power is adjustable according to Applications or the connected power tool

### Socket adapted for the tools

### Locking system

Durable latch of plate steel with elastomer lock lever for easy locking/unlocking operation

### Blocking of wheels

Ensures the stability of the vacuum cleaner And safety of the operator in use



### Flat Base

Flat base for space saving and installation of an electric power tool

### Convenient storage

A dust extractor that is designed properly will offer convenient storage solutions for keeping the hoses and accessories well organized and readily available

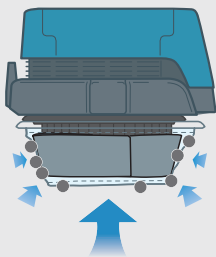


Durable Stainless steel tank and rage rear wheels for added mobility and stability

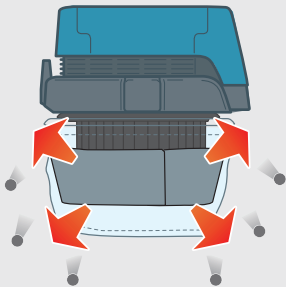


## Automatic self-cleaning filter

obtained by Triple filter structure composed of : Powder filter + Damper + Prefilter



When the power is switched on, Prefilter collapses into itself to compress Damper, and fits closely over Damper and Powder filter.



When the power is switched off, Damper expands back to its original size and shakes off dust from Prefilter automatically with its expanding power.



Allows for:

**Constantly high suction power**

**Easy filter cleaning simply by tapping dust off of Prefilter**

**Quiet cleaning because Damper and Prefilter make no noise**

**GYUPPA!**

### Specifications:-



Stainless Tank



Variable speed



Revolving Hose

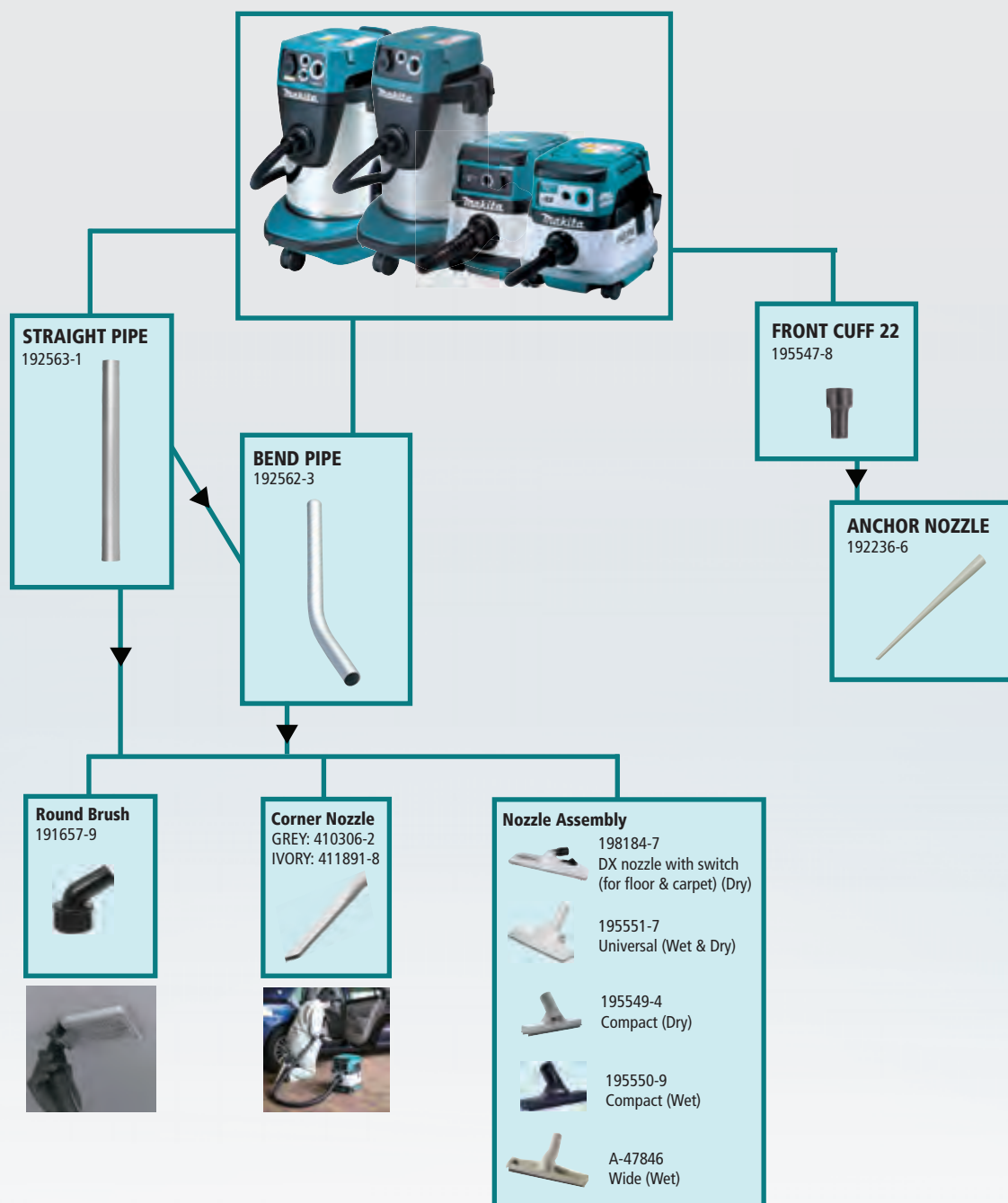


Static Free Hose

Continuous rating input	1,050W
Max peak air flow	2.0m³ / min
Max Sealed Suction (water column)	22.0kPa
Tank capacity	Dust : 32L / Water : 27L
Dimensions (L x W x H)	552x398x685mm
Net weight	14.5kg
Power supply cord	5.0m

**Standard Equipment:** Hose, Front Cuffs (38 ,24 ,22), Belt Hook, Hose Band, Cap, Poly bag set

## VC3211HX1 / VC3210LX1 / DVC864L / DVC860L - ACCESSORIES COMPATIBLE CHART





# DVC260X Cordless Li-ion Backpack Dust Extractor

Comfortable to use with power tools by connecting with long vacuum hose



## HEPA Filter



is used as the main filter to capture very fine particles effectively

**Exhaust air is as clean as that of air cleaner**

## Comfortable harness

Featuring shoulder and waist belts adjustable to suit user's size for less fatigue even after long continuous operation



## 2L large dust bag capacity

The capacity is larger than our handy cleaners, reducing replacement frequency to enable continuous cleaning work

### Front cuff 38



### Front cuff 22



### Front cuff 24



Large 28mm dia Hose (1.5m) comes along with the above front cuffs as Standard Equipment

## Controller



OFF switch

### Variable Speed

High/ Low power selection

ON-OFF switch for LED job light



## LED job light

convenient for operation in dark job sites

## Convenient with the cordless power tools and light duty AC power tools



Electronic 2-Speed



Revolving Hose



Static Free Hose



Built-in job Light

### Specifications:-

Capacity	Filter bag / Paper dust bag: 2.0 / 2.0 L Cloth dust bag (Reusable) : 1.5 L
Continuous Use (min.)	High: 60 / Low: 90 (with BL1850Bx2)
Max Air Flow	1.5 m³/min
Max Sealed Suction	7.1 kPa
Vibration Level	Operation without Load: 2.5 m/s² or less
Sound Pressure Level	70 dB(A) or less
Dimensions (L x W x H)	230x152x373 mm
Net weight	4.3 kg

**Standard Equipment:** 28mm dia 1.5m long hose, Hose band, Front cuff 38, 22, 24, Filter bag

### AVAILABLE VARIANTS

#### "Z" VARIANT

#### DVC260 ZX

TOOL ONLY (DOES NOT INCLUDE BATTERY / CHARGER OR CARRY CASE)

# DVC350 Cordless Li-ion Portable Dust Extractor / Blower

Comfortable to use with power tools by connecting with long vacuum hose



NEW

## Large 3L dust bag capacity

Equivalent to the total amount of dust by; Cutting 50 siding boards of 12mm thickness and 460mm length or Drilling 450 holes of 6.5mm diameter and 40mm depth



Standard Equipment  
(Part No: 122918-6)

Variable switch provides High/Low air volume settings to suit your application

28mm Dia Hose with 2.5m length (comes along with the below front cuffs as Standard Equipment)



Front cuff 22

Front cuff 24

Front cuff 38

## 2 functions in 1 machine

Convertible into a blower by attaching nozzle assembly



Nozzle assembly	
Length	Part No.
220mm	132025-7 (Standard Equipment)
430mm	134182-7

Anchor nozzle Part no: 192236-6 used with nozzle assembly for blower option

## Shoulder belt


Can be easily slung over your shoulder for added mobility (Standard equipment)



## Convenient with the cordless power tools



Concrete Drilling  
(with Combination Hammer)



Concrete Cutting  
(with Angle Grinder)



Wood Cutting  
(with Circular Saw)



Wood Cutting  
(with Jig Saw)

### Electronic 2-Speed

#### Specifications:-

Max Air Flow	1.4 m³/min
Max Sealed Suction (water column)	6.0 kPa (612 mmH2O)
Continuous run time in High mode	20 min. (with BL1850B)
Recoverable capacity	Dust : 3.0 L (0.8 gal)
Dimensions (L x W x H)	273x195x226 mm
Net weight	2.4 kg

Standard Equipment: Nozzle assembly, Dust bag assembly, Hose, Shoulder Belt

#### AVAILABLE VARIANTS

##### "Z" VARIANT

DVC350 Z  
TOOL ONLY (DOES NOT INCLUDE BATTERY / CHARGER OR CARRY CASE)



# HW1300 / HW1200 - High Pressure Washers

## Powerful, Eco Friendly, Low Vibration

Lightweight and compact, middle class power washers for home use. Ideal for routine cleaning work (car, motorcycle, garden furniture)

### 10 m high pressure hose for various applications

Long, superflex, scratch-proof, anti-kink

NEW

On-board storage for straightforward setup and accessory storage

Integrated hose reel for easy storage (only for HW1300)

Pressure adjustable function for easy and quick control by turning the handle



High and Low Pressure Selection (only for HW1300)  
Low pressure mode enables soft washing of screen door, air conditioner outdoor unit, car, etc

Rear wheels for easy mobility

- Powerful washing achieved with Makita-built 1,800 W series motor
- Self-priming function supplies water from a tank or reservoir instead of a faucet
- Uses up to 80% less water than a garden hose while delivering up to 50X the pressure



### Specifications:-

 Double Insulation

	HW1200	HW1300
Motor Type	Series Motor	Series Motor
Continuous rating input	1,800W	1,800W
Max Pressure	12 MPa (120 bar, 1,740 PSI)	13 MPa (130 bar, 1,885 PSI)
Max Flow Rate	420 L/h	420 L/h
Max Feed Temperature	40 °C (104 °F)	40 °C (104 °F)
High Pressure Hose Length	10 m (33 ft.)	10 m (33 ft.)
Dimensions (L x W x H)	292x358x830 mm	292x358x830 mm
Net weight	11.0 kg	12.7 kg
Power supply cord	5.0 m	5.0 m

**Standard Equipment:** Trigger Gun, Vario-Power Spray Lance, Cyclone jet nozzle, Detergent Bottle, Cleaner Pin, Coupling Sleeve, High Pressure Hose 10 m, Water Hose Connector, Foam Nozzle, Connector



## HW112 - High Pressure Washer

### 12MPa (120 bar)

Light weight and compact power washer for home use. Ideal for cleaning of motor cycles, garden furniture and balconies.



Continuous rating input	1,600W
Max pressure	12 MPa (120 bar, 1,740 PSI)
Max flow	370 L/hr
Motor type	Induction
Sound Pressure Level	78.4dB(A)
Sound Power Level	86dB(A)
Max input temperature	50°C
High pressure hose length	5.5m
Net weight	16.2kg

**Standard Equipment:** Gun (metal type), adjustable spray lance and Detergent head

## HW131 - High Pressure Washer

### 13MPa (130 bar)

For sophisticated cleaning tasks at farms, in landscaping and other professional applications. Compact design, large operating range and efficient cleaning performance



Maximum Pressure	13 MPa (Max 130 bar)
Maximum Flow	500 L/hr
Induction Motor	2,3 kW 230V 50Hz
Hose Length	15m
Net Weight	33kg

**Standard Equipment:** Gun and Lance with Hi/Low and Pencil/fan Adjustable Nozzle, Rotopower Turbo Lance, On Board Detergent Tank, Pressure Gauge, Triplex Plunger Pump with Connecting Rod System.

## HW132 - High Pressure Washer

### 14MPa (140 bar)

Made for frequent usage on larger, dirty or very dirty areas. Ergonomical and powerful handling. Ideal for courtyards, sidewalks, walls, facades and terraces.



Maximum Pressure	14 MPa (Max 140 bar)
Maximum Flow	420 L/hr
Induction Motor	2,1 KW
Hose Length	8m
Net Weight	15.5kg

**Standard Equipment:** Gun (metal type), adjustable spray lance and Detergent head

## HW151- High Pressure Washer

### 15MPa (150 bar)

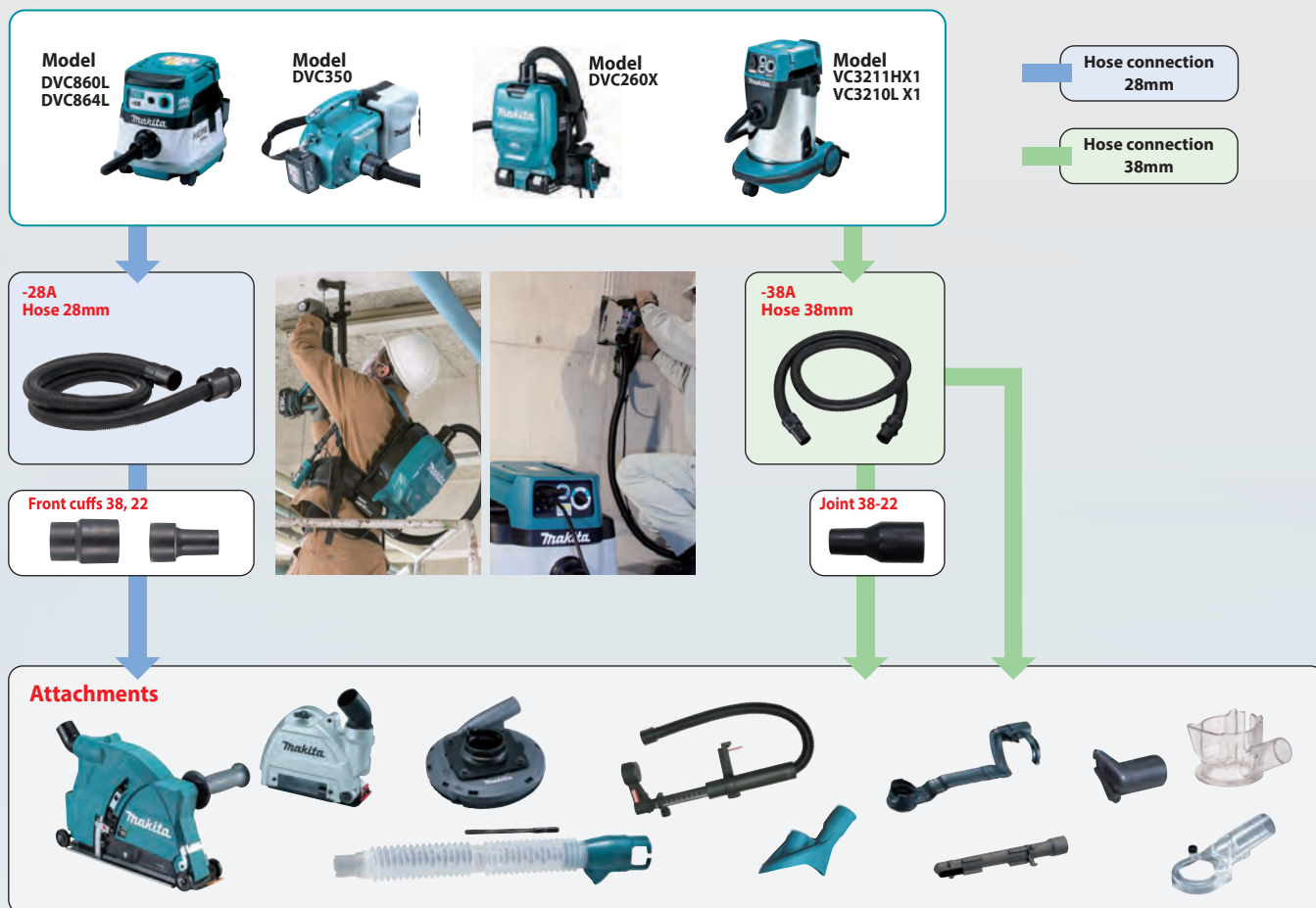
High end product for sophisticated cleaning tasks at farms, in landscaping and other professional applications. Compact design, large operating range and efficient cleaning performance



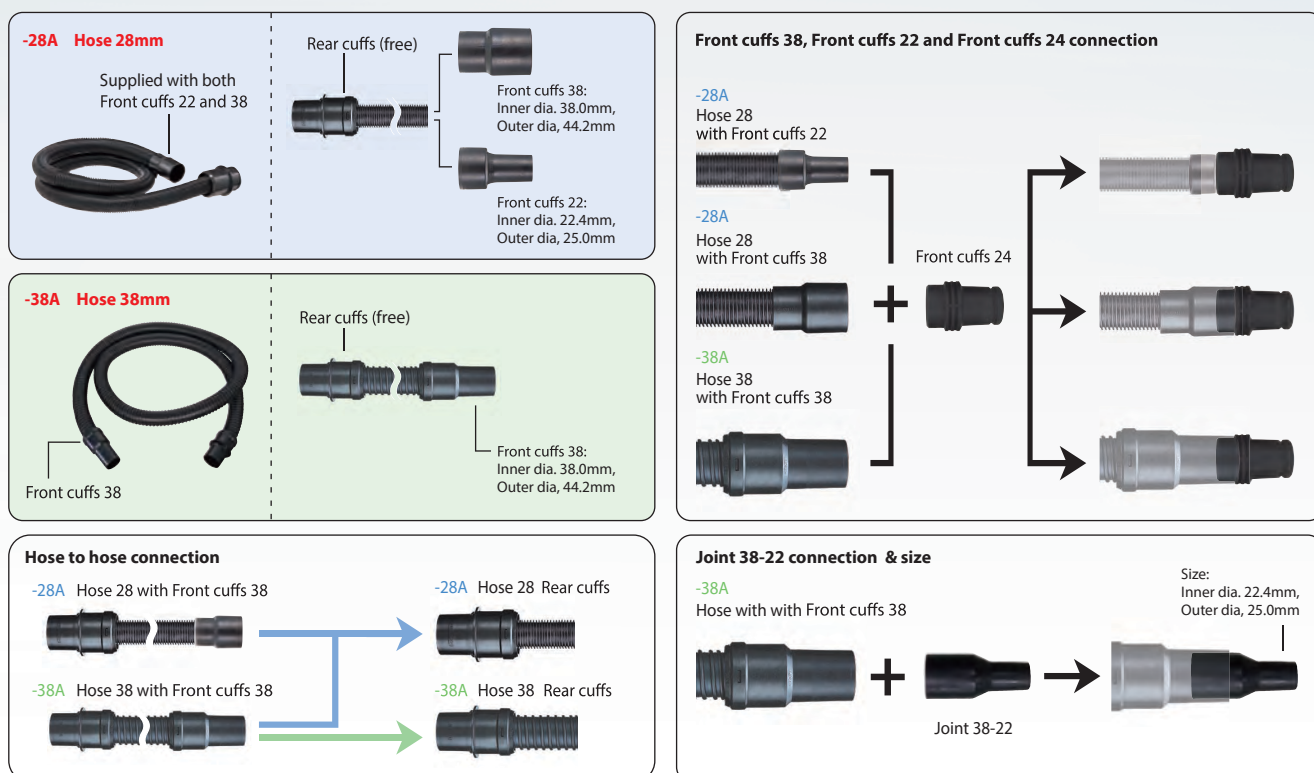
Continuous rating input	2,500W
Max pressure	15 MPa (150 bar, 2,175 PSI)
Max flow	500 L/hr
Motor type	Induction
Sound Pressure Level	80.1dB(A)
Sound Power Level	88dB(A)
Max input temperature	50°C
High pressure hose length	10m
Net weight	26.9kg

**Standard Equipment:** Gun (metal type), adjustable spray lance and Detergent head










# Flow Chart - Dust Collecting with Power Tools












## Front cuffs, Joint & Hose Connection



# System Chart - Dust Collecting with Power Tools

A: VC3210LX1 VC3211HX1	B: DVC864L	C: DVC860L	D: DVC260X	E: DVC350	FRONT CUFFS			JOINT
					 <b>38</b> Dia 38mm Thread type: Fit with 28mm Hose	 <b>22</b> Dia 22mm Thread type: Fit with 28mm Hose	 <b>24</b> Dia 24mm Rubber Type can fix with 38 & 22mm cuffs	 <b>22-38</b> Dia 22mm Fit with front cuff 38
<b>Standard equipments</b> 38mm dia hose with fixed cuff 38. 28mm dia hose with attachable front cuff 22 and 38. Rubber front cuff 24	<b>Standard equipments:</b> 38mm dia hose with fixed cuff 38 <b>Note:</b> Joint 22-38 can convert the front cuff from 38 to 22	<b>Standard equipments:</b> 38mm dia hose with fixed cuff 38 <b>Note:</b> Joint 22-38 can convert the front cuff from 38 to 22	<b>Standard equipments:</b> 28mm dia hose with attachable front cuff 22 and 38. Rubber front cuff 24.	<b>Standard equipments:</b> 28mm dia hose with attachable front cuff 22 and 38. Rubber front cuff 24.	Part No	Part No	Part No	Part No
					195545-2	195547-8	195546-0	195548-6

Hose					type a	type b
Type a: Removable: front cuff can be removed and interchangeable with 22 and 38 front cuffs Type b: Front cuff is fixed with hose and cannot be removed						
Hose length (m)	Hose Dia	With Front Cuffs	Type	Recommended for Vacuum Cleaners	Part No	Standard Equipments for Vacuum Cleaners
1.5m	28mm	38	a	DVC260X	152992-0	DVC260X
1.5m	28mm	22, 38	a	VC3211HX1, VC3210LX1, DVC860L, DVC864L, DVC260X,	A-34235	
2.5m	38mm	38	b	VC3211HX1, VC3210LX1, DVC860L,DVC864L	195434-1	VC3211HX1, VC3210LX1, DVC860L, DVC864L
2.5m	28mm	22, 24, 38	a	VC3211HX1, VC3210LX1, DVC860L, DVC864L, DVC260X	195437-5	
3.5m	28mm	22, 24, 38	a	VC3211HX1, VC3210LX1, DVC860L, DVC864L, DVC260X	195433-3	VC3211HX1, VC3210LX1
5m	28mm	22, 24, 28	a	VC3211HX1, VC3210LX1, DVC860L, DVC864L, DVC260X	195436-7	

POWER TOOLS	SUCTION DEVICE	EXTRACTION UNITS WITH HOSE & CUFFS
<b>Rotary / Demolition Hammer</b> (with Hammering mode only) <b>SDS-Max Hammers:</b> HR3540C/41FC, HR4030C, HR4001C/02/11C, HR4501C/11C, HM0870C/71C, HM1101C/11C, HM1203C/13C, HM1214C, • Bull points with over 280mm Length • Cold chisels with over 280mm Length • Scaling chisels (for tile) • Bushing tool • Scaling chisels length <b>17mm Hex Hammers:</b> HR3540C, HR4030C • Bull points with over 280mm Length • Cold chisels with over 280mm Length	<b>Dust extractor attachment set</b> 196568-3 (w/o hose)   <p>ø28mm hose can be directly connected to the suction device without front cuff</p>	 <b>A</b>  <b>B</b>  <b>C</b>  <b>D</b>  <b>E</b>
<b>Electric Breaker</b> HM1304, HM1306, HM1317C, HM1307C, HM1810, HM1801, HM1812, HM1802   <p>ø28mm hose can be directly connected to the suction device without front cuff</p>	<b>Vacuum attachment set</b> 197168-2 (w/o hose) 197148-8 (w/ hose)	




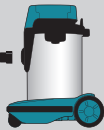



















**38** Front cuff 38  
(used with 28mm dia hose)  
195545-2

**22** Front cuff 22  
(used with 28mm dia hose)  
195547-8

**38** Fixed front cuff 38  
(comes with 38mm dia Hose)

**22-38** Joint  
195548-6














POWER TOOLS	SUCTION DEVICE		EXTRACTION UNITS WITH HOSE & CUFFS
<b>Rotary / Combi Hammer</b> <hr/> HR1841F <hr/> HR2475, DHR263, DHR202 <hr/> HR2800, HR2810, DHR171, HR166D <hr/> HR2600, HR2610, HR2611F, HR2630, HR2631F, HR2661, DHR242 <hr/> HR2610T, HR2611FT, HR2630T, HR2631FT 	<b>Grip base set + Dust cup set</b> <hr/> 194581-5 + 198362-9 <hr/> 194582-3 + 198362-9 <hr/> - 198362-9 <hr/> - 195171-7 <hr/> - 195179-1 	 <p>Dust cap set</p> <p>Hose with front cuff can attached here</p>	<div>A</div>  <div>22</div> <hr/> <div>B</div>  <div>38 + 22-38</div> <hr/> <div>C</div>  <div>38 + 22-38</div> <hr/> <div>D</div>  <div>22</div> <hr/> <div>E</div>  <div>22</div>
<b>Rotary / Combi Hammer</b> DHR263, DHR202, HR2470 & HR28 & HR26 series 	<b>Dust Extractor</b> 193472-7 	 <p>Dust Extractor</p> <p>Hose with front cuff</p>	
<b>Rotary Hammer</b> HR2010 	<b>Dust Extractor</b> 192176-8 	 <p>Hose with front cuff</p>	
<b>Rotary Hammer</b> (Max. Bit Diameter 40mm) HR4011C, HR4001C HR4511C/01C, HR4002 <hr/> HR4013C, HR4003C <hr/> HR5212C, HR5202C 	<b>Vacuum attachment</b> 195866-2 <hr/> 196536-6 <hr/> 196858-4 	 <p>Hose with front cuff</p>	
<b>Angle Grinder</b> N9500N, 9500NB 	<b>Dust collecting wheel guard</b> 192212-0  + <b>Rubber sleeve</b> 192202-3 	 <p>Rubber sleeve</p> <p>Hose with front cuff</p> <p>Wheel guard</p>	
<b>Angle Grinder</b>  <hr/> For 115, 125mm For 100mm 	<b>Dust collecting wheel guard</b> <hr/> 192618-2 192475-8 		

**38** Front cuff 38  
(used with 28mm dia hose)  
195545-2

**22** Front cuff 22  
(used with 28mm dia hose)  
195547-8

**38** Fixed front cuff 38  
(comes with 38mm dia Hose)

**22-38** Joint  
195548-6

POWER TOOLS	SUCTION DEVICE	EXTRACTION UNITS WITH HOSE & CUFFS
<b>Angle Grinder</b> For 115, 125mm models for the grinder with 1 notch on bearing box	<b>Dust collecting wheel guard</b> For cup type diamond wheel 195237-3 	 <p>Wheel guard</p> <p>Hose with front cuff</p>
<b>Angle Grinder</b> For 115, 125mm models for the grinder with 3 notches on bearing box for the grinder with 1 notch on bearing box	<b>Dust collecting wheel guard</b> 196846-1 196845-3 	 <p>Hose with front cuff</p> <p>Wheel guard</p>
<b>Angle Grinder</b> 	<b>Dust collecting wheel guard</b> For 115, 125mm 193794-5 For 180mm 194303-3 For 230mm 194044-1 	 <p>Hose with front cuff</p> <p>Wheel guard</p>
<b>Angle Grinder</b> For 230mm models 	<b>Dust collecting wheel guard</b> 198380-7 	
<b>Angle Cutter</b> 4112HS 	<b>Elbow joint 32</b> 192613-2 	 <p>Hose with front cuff</p> <p>Elbow joint</p>
<b>Dustless Cutter</b> 4105KB 		
<b>Wall Chaser</b> SG1251, SG1250 	<b>Directly connected</b>	 <p>Extraction point (comes along with the machine)</p> <p>Hose with front cuff</p>
<b>Concrete Planer</b> PC5000C, PC5001C 	<b>Directly connected</b>	 <p>Hose with front cuff</p>
<b>Belt Sander</b> 9924DB 	<b>Joint</b> 192518-6 	
<b>Belt Sander</b> 9403, 9404, 9910, 9920, 9921 	<b>Directly connected</b>	 <p>Hose with front cuff</p> <p>Extraction point (comes along with the machine)</p>
<b>Wheel Sander</b> 9741 	<b>Joint</b> 410899-9 	



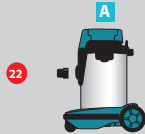

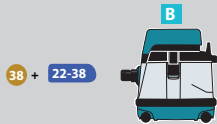





**38** Front cuff 38  
(used with 28mm dia hose)  
195545-2



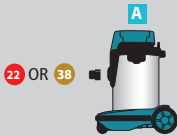


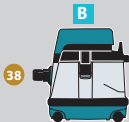









**22** Front cuff 22  
(used with 28mm dia hose)  
195547-8

**38** Fixed front cuff 38  
(comes with 38mm dia Hose)

**24** Rubber front cuff 24  
195546-0

**22-38** Joint  
195548-6

POWER TOOLS	SUCTION DEVICE	EXTRACTION UNITS WITH HOSE & CUFFS
<b>Belt Sander</b> 9032 	<b>Dust nozzle</b> 122652-8 	
<b>Belt Sander</b> 9031 	<b>Directly connected</b>	
<b>Finishing Sander</b> 9046, B03700, B03710 B04900, B04901, B04555 B04556, B04565, B04566 	<b>Directly connected</b>	
<b>Random Orbit Sander</b> B05030, B05041 B06030 B06040, DB0180 	<b>Directly connected</b>	
		

POWER TOOLS	SUCTION DEVICE	EXTRACTION UNITS WITH HOSE & CUFFS
<b>Random Orbit Sander</b> B06050 		
<b>Aluminum Groove Cutter</b> CA5000XJ 		
<b>Plunge cut circular saw</b> SP6000 DSP600 		
<b>Circular Saw</b> <div> DHS680 HS7010 HS0600 </div> 	<b>Joint (Dust nozzle)</b> <div> 196952-2 196520-1 196765-1 </div> 	
<b>Jig Saw</b> JV103D, JV102D 	<b>Joint (Dust nozzle)</b> 457801-1 	

**38** Front cuff 38  
(used with 28mm dia hose)  
195545-2




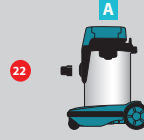











**22** Front cuff 22  
(used with 28mm dia hose)  
195547-8

**38** Fixed front cuff 38  
(comes with 38mm dia Hose)

**24** Rubber front cuff 24  
195546-0

**22-38** Joint  
195548-6



POWER TOOLS	SUCTION DEVICE		EXTRACTION UNITS WITH HOSE & CUFFS
<b>Circular Saw</b>  DSS610 HS301D	<b>Joint</b>  419283-5 452237-9	 Hose with front cuff Joint	    
<b>Plate Joiner</b> PJ7000, 3901 DPJ180	<b>Directly connected</b>	 Hose with front cuff Extraction point (comes along with the machine)	
<b>Jig Saw</b> JV100D, JV101D, JV183D, 4326, 4327, 4328, 4329	<b>Directly connected</b>	 Hose with front cuff	
<b>Jig Saw</b> DJV180, 4350CT/FCT, 4351FCT	<b>Dust nozzle</b> 417853-4	 Dust nozzle Hose with front cuff	
<b>Drywall Cutter</b> DSD180 SD100D	<b>Directly connected</b>	 Extraction point (comes along with the machine) Hose with front cuff	
<b>Cut-out-Tool</b> 3706	<b>Dust collecting cover</b> 193449-2	 Dust collecting cover Hose with front cuff	
<b>Multi Tool</b>  TM3000C TM3010CK DTM51	<b>Dust attachment</b> 196022-7 196550-2 196765-1	 Dust attachment Hose with front cuff	













**38** Front cuff 38  
(used with 28mm dia hose)  
195545-2



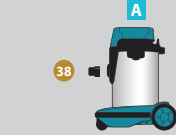
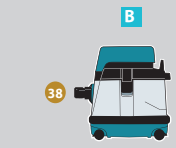






**22** Front cuff 22  
(used with 28mm dia hose)  
195547-8

**38** Fixed front cuff 38  
(comes with 38mm dia Hose)

**24** Rubber front cuff 24  
195546-0

**22-38** Joint  
195548-6

POWER TOOLS	SUCTION DEVICE		EXTRACTION UNITS WITH HOSE & CUFFS				
<div>Circular Saw</div> <div></div>	<div>Joint (Nozzle)</div> <table><tr><td>5704R</td><td>192420-3</td></tr><tr><td>N9500N</td><td>193068-4</td></tr></table> <div></div> <div>(Note: 5704R &amp; N9500N only fits to the front cuff 38)</div>	5704R	192420-3	N9500N	193068-4	<div></div> <div>Joint</div> <div>Hose with Front cuff</div>	<div><div>22 OR 38</div><div></div></div> <div><div>22 OR 38</div><div></div></div> <div><div>22 OR 38</div><div></div></div> <div><div>22 OR 38</div><div></div></div> <div><div>22 OR 38</div><div></div></div>
5704R	192420-3						
N9500N	193068-4						
<div>Slide Compound Saw / LS1219L, LS1019L</div>	<div><div>24</div><div></div></div>	<div></div>					

POWER TOOLS	SUCTION DEVICE		EXTRACTION UNITS WITH HOSE & CUFFS
<b>Slide Compound Saw /</b> <b>Miter Saw / Compound Saw</b> LS0714, LS1016, LS1216, DLS714, DLS713 LS1018L, LS0815FL / LS1440, LS1040 / DLS600 	<b>Directly connected</b>	Hose with front cuff  Extraction point (comes along with the machine)	    
<b>Table Top Miter Saw</b> LH1201FL, LH1040 			
<b>Flip Over Saw</b> LF1000 	<b>Directly connected</b>	Hose with front cuff  Extraction point (comes along with the machine)	






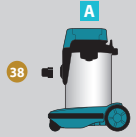



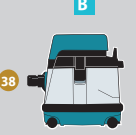








**38** Front cuff 38  
(used with 28mm dia hose)  
195545-2

**22** Front cuff 22  
(used with 28mm dia hose)  
195547-8



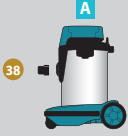



**38** Fixed front cuff 38  
(comes with 38mm dia Hose)

**24** Rubber front cuff 24  
195546-0

**22-38** Joint  
195548-6

POWER TOOLS	SUCTION DEVICE		EXTRACTION UNITS WITH HOSE & CUFFS
<b>Router</b>  RP1800/F, RP2300FC DRT50, RP0900, RT0700C for RT0700C: Use with plunge base assembly	<b>Nozzle</b> 194934-8 194733-8 	 Hose with front cuff Nozzle	<b>Makita recommends to use 38mm dia hose when using router, trimmer and planer</b>
<b>Trimmer</b> RT0700C 	<b>Nozzle</b> 195559-1 		
<b>Power Planer</b> DKP180 	<b>Nozzle</b> 451329-1 	 Hose with front cuff Nozzle	
<b>Power Planer</b> 1911B 	<b>Nozzle</b> 192082-7 	 Hose with front cuff Nozzle	
<b>Power Planer</b>  1805N N1900B, N1923B KP0800XK	<b>Nozzle + Joint</b> JPA122277 (nozzle)+ 181575-9 (joint) 181572-5 (nozzle)+ JPA122275 (joint) 451329-1(nozzle) + 416368-8 (elbow)		
<b>Power Planer</b> KP0810 	<b>Directly connected</b>		

**DVC350 cannot be used with Power Planer models**

POWER TOOLS	SUCTION DEVICE		EXTRACTION UNITS WITH HOSE & CUFFS
<b>Table Saw</b>  MLT100 2703 2704 2712	<b>Joint</b>  JM27000090 192799-2 419093-0 <b>Directly connected</b>		
<b>Band Saw</b> LB1200F 	<b>Dust point</b> 419093-0		
			

**38** Front cuff 38  
(used with 28mm dia hose)  
195545-2

**22** Front cuff 22  
(used with 28mm dia hose)  
195547-8

**38** Fixed front cuff 38  
(comes with 38mm dia Hose)

**24** Rubber front cuff 24  
195546-0

**22-38** Joint  
195548-6



## For Cleaning



Model  
DCL180 / CL106FD  
CL183D



Hose 32mm



Model  
DVC260



Hose 28mm



Bending pipe assembly




Extension pipe



Flexible rubber nozzle



Tapered nozzle set



Flexible nozzle is additionally required

Nozzle assembly



Round brush



Corner nozzle



Shelf brush



Model  
VC3211H  
VC3210L



DVC864L  
DVC860L



Hose 38mm



Bending pipe



Straight pipe



Nozzle assembly





Round brush



















































Corner nozzle





## Cleaner accessories - Hose / Pipes

Optional  Standard 

	VC3211HX1 VC3210LX1	DVC860L DVC864L	DVC260	DCL181F DCL180 CL106FD	DCL181FW DCL181FWX DCL180W	CL183D	DCL501
Hose 28mm - 1m <b>143787-2</b> 							
Hose 38mm - 2.5m <b>195434-1</b> 							
Hose 38mm - 5m <b>195435-9</b> 							
Flexible Hose <b>191496-7</b> 							
Hose <b>SH00000034</b> 							
Telescopic Pipe (Extension Pipe) <b>198559-0</b> 							
Telescopic Pipe (Extension Pipe) <b>SH00000060</b> 							
Straight Pipe (Aluminium) <b>192563-1</b> 							
Bend Pipe (Aluminium) <b>192562-3</b> 							
Bend Pipe (with for hose 28mm) <b>126756-8</b> 							
Straight Pipe (Ivory) <b>451424-7</b> 							
Straight Pipe (White) <b>451241-5</b> 							
Straight Pipe (Blue) <b>451244-9</b> 							
Hose Band <b>166116-2</b> 							



## Cleaner accessories- Nozzles Assembly

Optional  Standard 

	VC3210LX1 VC3211HX1  (Wet & Dry)	DVC860L  (Wet & Dry)	DVC864L  (Dry)		DVC260 	DCL180 	DCL180W 	CL106FD 	CL183D 	DCL501 
<b>198184-7</b> DX nozzle with switch (for floor & carpet) (Dry) 				<b>198183-9</b> DX nozzle with switch for Floor & carpet) 						
<b>195551-7</b> Universal (Wet & Dry) 				<b>122291-4</b> For rug / carpet cleaning 						
<b>195549-4</b> Compact (Dry) 				<b>198150-4</b> T-nozzle For floor / rug / carpet cleaning 						
<b>195550-9</b> Compact (Wet) 				<b>198525-7</b> T-nozzle For floor / rug / carpet cleaning 						
<b>A-47846</b> Wide (Wet) 				<b>198523-1</b> T-nozzle For floor / rug / carpet cleaning 						
				<b>123485-4</b> T-nozzle 28 For floor 						
				<b>123486-2</b> T-nozzle 28 For floor 						
				<b>123488-8</b> T-nozzle 28 For floor 						
				<b>SH00000058</b> Nozzle assembly (Floor & Carpet) 						
				T-nozzle For floor / rug / carpet cleaning 	T-nozzle 28 For floor 					



## Cleaner Accessories

Optional  Standard 

	VC3210LX1 VC3211HX1	DVC860L	DVC864L
			

### ROUND BRUSH

**191657-9**  
Black




### CORNER NOZZLE

**410306-2**  
Grey



**411891-8**  
Ivory



### TAPERED NOZZLE

**192236-6**

used with front  
cuff 22+hose28mm  
or joint 22-38



### CLEANING SET

**195439-1**

Straight pipe,  
Bend pipe,  
Nozzle assembly,  
Corner nozzle,  
38mm Hose - 2.5m  
with cuff 38mm



### HOSE STAND

**197323-6**



### HOSE HOLDER

**195544-4**



	DVC260	DCL181F DCL180	DCL181FW DCL181FWX DCL180W	CL106FD	CL183D	DCL501
						

### ROUND BRUSH

**198548-5**

Ivory



**198549-3**

Blue



Highly recommended for cleaning applications

### SHELF BRUSH

**191724-0**

Ivory



**198534-6**

Blue



### SASH NOZZLE

**416041-0**

Ivory



**451243-1**  
(Blue)



### FLEXIBLE RUBBER NOZZLE

**197901-2**



### ANCHOR NOZZLE

**192236-6**

used with Rubber  
nozzle

(DVC260 - Also can  
used with front cuff  
22+hose)



Anchor Nozzle

Rubber Nozzle is required  
additionally to use the anchor nozzle

### CORNER NOZZLE

**410306-2**

Grey



**411891-8**

Ivory



Corner nozzles are used with with front cuff 38+hose

### CREVICE NOZZLE

**SH00000042**



# Cleaner accessories

	DVC860L (Wet & Dry)	DVC864L (Dry)	VC3211H (Wet & Dry)	VC3210L (Wet & Dry)	DVC260 DVC260X	DCL181F DCL181FW DCL181FWX DCL180 CL106FD CL183D	CL105D	DVC350
								
POWDER FILTER SET (DRY ONLY) *HEPA FILTER	<b>*197166-6</b> 	<b>*197166-6</b> 		<b>195441-4</b> 	<b>*123636-9</b> 			
PRE-FILTER SET	<b>195553-3</b> 	<b>195553-3</b> 		<b>195612-3</b> 		<b>451208-3</b> 		
CLOTH FILTER	<b>140248-3</b> 							
DAMPER SET	<b>195552-5</b> 	<b>195552-5</b> 		<b>195552-5</b> 				
FILTER FOR WATER SET (WATER ONLY)	<b>195555-9</b> 			<b>195611-5</b> 				
FILTER BAG SET 15L (5PCS) FOR DRY DUST	<b>195557-5</b> 	<b>195557-5</b> 						
FILTER BAG SET 25L (5PCS) FOR DRY DUST			<b>195558-3</b> 	<b>195558-3</b> 				
POLY BAG SET (10PCS)	<b>195432-5</b> 	<b>195432-5</b> 	<b>195440-6</b> 	<b>195440-6</b> 				
FILTER						<b>443060-3</b> 		
PAPER FILTER (ANTI BACTERIAL)							<b>166084-9</b> 	
DUST BAG (REUSABLE)					<b>197898-5</b> 		<b>166043-3</b> 	
FILTER BAG SET (PAPER DUST BAG) (10PCS)					<b>197782-4</b> 			

Lithium-ion Battery / Charger Reference Chart

18V Li-ion  
(LXT) battery / charger

110 - 120 ( 2pin type) Part no
110 - 120 ( 3pin type) Part no
220 - 240 (2pin type) Part no
220 - 240 (3pin type) Part no

SINGLE PORT  
CHARGER  
DC18RC  
(LXT  
FAST CHARGER)

195582-6

TWO PORT  
CHARGER  
DC18RD  
(LXT  
FAST CHARGER)

196929-7\*

TWO PORT  
CHARGER  
DC18RE  
(LXT + CXT  
FAST CHARGER)

198443-9

FOUR PORT  
CHARGER  
DC18SF  
(LXT STANDARD  
CHARGER)

196427-1

AUTOMOTIVE  
CHARGER  
DC18SE  
(LXT STANDARD  
CHARGER)

194621-9  
(compatible with 12V/  
24V DC cigarette  
lighter socket)

18V  
LXT Lithium-ion

6.0Ah

BATTERY ID	BL1860B
PART NO	197422-4
PACKAGE	Single
FUEL GAUGE	✓



55  
min.

Fast Charging

55  
min.

Fast Charging

55  
min.

Fast Charging

130min.  
1 to 2 batteries

260min.  
3 to 4 batteries

130min.

5.0Ah

BATTERY ID	BL1850B
PART NO	197280-8
PACKAGE	Single
FUEL GAUGE	✓



45  
min.

Fast Charging

45  
min.

Fast Charging

45  
min.

Fast Charging

110min.  
1 to 2 batteries

220min.  
3 to 4 batteries

110min.

3.0Ah

BATTERY ID	BL1830B	BL1830B
PART NO	632G12-3	197599-5
PACKAGE	Bulk	Single
FUEL GAUGE	✓	✓



22  
min.

Fast Charging

22  
min.

Fast Charging

22  
min.

Fast Charging

60min.  
1 to 2 batteries

120min.  
3 to 4 batteries

60min.

196929-7\* - in future it will be available in 2 Pin only

12V MAX Li-ion  
(CXT) battery / charger

110 - 120 ( 2pin type) Part no
220 - 240 ( 2pin type) Part no
220 - 240 ( 3pin type) Part no

SINGLE PORT  
CHARGER  
DC10SB  
(CXT - FAST CHARGER)

197435-5

TWO PORT  
CHARGER  
DC18RE  
(LXT + CXT FAST CHARGER)

198443-9

198575-2

198447-1

12V MAX  
CXT Lithium-ion

4.0Ah

BATTERY ID	BL1041B
PART NO	197406-2
PACKAGE	CARTON
FUEL GAUGE	✓



60  
min.

Fast Charging

60  
min.

Fast Charging

2.0Ah

BATTERY ID	BL1021B
PART NO	197396-9
PACKAGE	CARTON
FUEL GAUGE	✓



30  
min.

Fast Charging

30  
min.

Fast Charging

G-series Lithium-ion (18V Li-ion)

Battery - BL1815G

CHARGER 18V - 14.4V DC18WA

1.5Ah

Part no: 198186-3



70  
min.

127V ( 2pin type) Part no	197812-1
220 - 240 ( 2pin type) Part no	195423-6
220 - 240 ( 3pin type) Part no	197130-7






# Power Source Kit

A combination of Makita 18V Li-ion Batteries and Charger in a Makpac connector case with moulded inlay. Makita owns the world’s largest cordless tool line-up in 18V Li-ion tools and offer them in different variants i.e. 6.0Ah, 5.0Ah, 3,0Ah. Tools are also offered without battery & charger.

Now pick up the Makita Power source kit, then purchase the 18V "bare tools" and you get the job done. It's an ideal way to start building a Makita cordless tool line-up.

Users who preowned "Tool only version" (i.e. Tool without battery and charger) can benefit with this power source kits.



Kit 1 (With 6.0Ah Battery x 2pcs)											
Part no	SET CONTENTS										
	BATTERY					CHARGER					MAKPAC CASE
	MODEL	VOLTS	AMPERE	FUEL GAUGE	QTY	MODEL	VOLTS	PORT	PIN	QTY	
198082-5	BL1860B	18V Li-ion	6.0Ah	✓	2pcs	DC18RD	18V-14.4V Li-ion	2	3	1pc	Type 3

Kit 2 (With 6.0Ah Battery x 1pc)											
Part no	SET CONTENTS										
	BATTERY					CHARGER					MAKPAC CASE
	MODEL	VOLTS	AMPERE	FUEL GAUGE	QTY	MODEL	VOLTS	PORT	PIN	QTY	
198108-3	BL1860B	18V Li-ion	6.0Ah	✓	1pc	DC18RC	18V-14.4V Li-ion	1	3	1pc	Type 1

Kit 3 (With 5.0Ah Battery x 4pcs)											
Part no	SET CONTENTS										
	BATTERY					CHARGER					MAKPAC CASE
	MODEL	VOLTS	AMPERE	FUEL GAUGE	QTY	MODEL	VOLTS	PORT	PIN	QTY	
198568-9	BL1850B	18V Li-ion	5.0Ah	✓	4pcs	DC18RD	18V-14.4V Li-ion	2	3	1pc	Type 3
197626-8	BL1850B	18V Li-ion	5.0Ah	✓	4pcs	DC18RD	18V-14.4V Li-ion	2	2	1pc	Type 3

Kit 4 (With 5.0Ah Battery x 2pcs)											
Part no	SET CONTENTS										
	BATTERY					CHARGER					MAKPAC CASE
	MODEL	VOLTS	AMPERE	FUEL GAUGE	QTY	MODEL	VOLTS	PORT	PIN	QTY	
198567-1	BL1850B	18V Li-ion	5.0Ah	✓	2pcs	DC18RD	18V-14.4V Li-ion	2	3	1pc	Type 3
197629-2	BL1850B	18V Li-ion	5.0Ah	✓	2pcs	DC18RD	18V-14.4V Li-ion	2	2	1pc	Type 3

Kit 5 (With 3.0Ah Battery x 4pcs)											
Part no	SET CONTENTS										
	BATTERY					CHARGER					MAKPAC CASE
	MODEL	VOLTS	AMPERE	FUEL GAUGE	QTY	MODEL	VOLTS	PORT	PIN	QTY	
197972-9	BL1830B	18V Li-ion	3.0Ah	✓	4pcs	DC18RD	18V-14.4V Li-ion	2	3	1pc	Type 3

## Product Comparison List

Model No.	Dust class	Powered	Tank capacity Dust/ Water (L)	Tank type	Max Air Flow (m <sup>3</sup> / min)	Max Sealed Suction (kpa)	Switch of connected power tool
DVC864L	L (HEPA filter)	DC (LXT18Vx2)	8/- (Dust only)	Plastic	2.1**	9.8	AWS
DVC860L	L	AC/DC (LXT18Vx2)	8/6	Plastic	AC/DC : 3.6 / 2.1**	AC/DC : 24 / 9.0	-
DVC260	(HEPA filter)	DC (LXT18Vx2)	Filter bag 2.0/ Dust bag 1.5 (Dust only)	Dust bag or Filter bag	1.5*	7.1	-
DVC260X	(HEPA filter)	DC (LXT18Vx2)	Filter bag 2.0/ Dust bag 1.5 (Dust only)	Dust bag or Filter bag	1.5*	7.1	-
DVC350	-	DC (LXT18Vx1)	3/- (Dust only)	Dust bag	1.4*	6.0	-
VC3211H	H	AC	32/27	Stainless steel	2.0* / 3.5**	22.0	Automatic
VC3210L	L	AC	32/27	Stainless steel	2.0* / 3.5**	22.0	-
DCL501	(HEPA filter) With Cyclonic Filtration	DC (LXT18Vx1)	250mL	Dust cup	1.2	10.0	Not Applicable
DCL181F	-	DC (LXT18Vx1)	650mL	Capsule type dust bag	1.4	5.3	Not Applicable
DCL181FW	-	DC (LXT18Vx1)	650mL	Capsule type dust bag	1.4	5.3	Not Applicable
DCL181FWX	-	DC (LXT18Vx1)	650mL	Capsule type dust bag	1.4	5.3	Not Applicable
DCL180	-	DC (LXT18Vx1)	650mL	Capsule type dust bag	1.4	4.2	Not Applicable
DCL180W	-	DC (LXT18Vx1)	650mL	Capsule type dust bag	1.4	4.2	Not Applicable
CL106FD	-	DC (CXT12V max)	600mL	Capsule type dust bag	1.3	3.1	Not Applicable
CL183D	-	DC (G-series18V)	600mL	Capsule type dust bag	1.3	2.6	Not Applicable

\*with hose 28-25    \*\*with hose 38-25

### Note

- Makita reserves the right to change specifications of parts and accessories without notice.
- Items of standard equipment and specifications may vary by country or area.
- Net weight and dimensions may differ by the type of battery.
- Standard export color for motor housing is Makita industrial green (blue).
- Please state required voltage when ordering. These offers are subject to availability in each country. Actual product color may differ slightly from color reproduced here.
- Weight data in this catalogue is the value measured by us according to EPTA Procedure.

### Guarantee

Every Makita tool is thoroughly inspected and tested before leaving the factory. It is guaranteed against defective workmanship and materials. Should any trouble develop, return the COMPLETE tool prepaid to Makita or point of purchase. If inspection shows trouble is caused by defective workmanship of material, all repairs will be made without charge. The guarantee does not apply where repairs have been made or attempted by others; repairs are due to normal wear; the tool has been abused or in an accident; misuse is evident – caused by overloading the tool beyond its capacity, use of the tool after partial failure or use with improper accessories.

